

**NEW** NOBLELIFT Products  
**ARRIVAL**







**NOBLELIFT**

Material Handling

**EDGE** BY NOBLELIFT

[www.nobleliftna.com](http://www.nobleliftna.com)

**Powered Pallet Truck**

-  3300lbs
-  Compact Size
-  270 lbs  
Low self-weight
-  Li  
Lithium battery
-  Smart design
-  CAN-bus
-  Best Cost-Performance Ratio
-  CE



# INTRODUCTION

The new model of electric pallet truck developed by Noblelift is the innovative product with cutting-**edge** design based on decades of experience! It combines the advantages of manual and electric pallet trucks being the perfect electrical product for light and medium duty material handling in most effortless and economic way.

With its new and fresh outer appearance containing sharp lines, we named it **“EDGE”**.



Smart design

Robust

Safety

Ergonomics

High performance

Maintenance friendly



# Ergonomic & Smart Tiller Design

The tiller of the truck with ergonomic design has soft grips for comfortable daily operation. All buttons are big and can be easily reached by operators even while wearing gloves.

**Integrated PIN code panel with LCD display** for smart control and operation.



The tiller of the truck is supported by the **air spring** and the tiller returns to its vertical position smoothly.

**Speed reduction** at different angles as well as function of active tiller in its up-right position.



The EDGE can be operated with the tiller in the **vertical position**, allowing the operator to work in confined areas such as elevators, trailers and narrow aisles.






The frame of truck is surrounded by stamped steel elements making the truck looking different and also ensuring the **protection** of components



The forks unique design, allow for easy entrance and exit from pallets. Their full length double sided C-shape **reinforcement** increases significantly the strength and **rigidity** of the frame.



The **strong** steel apron **protects** the operator's feet during work and secures the truck's components from collisions with objects.



## Robust & Smart Design of Chassis

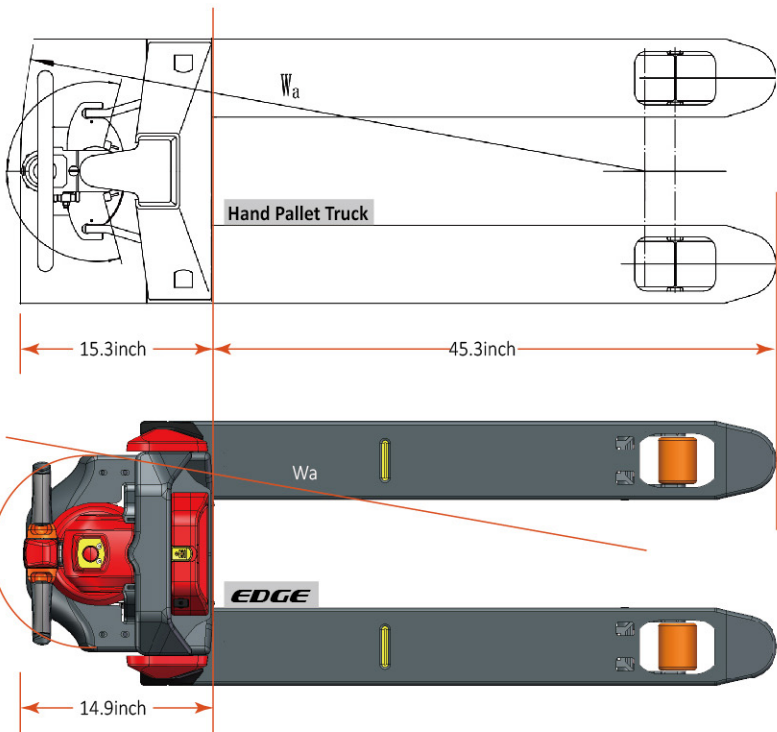
Strong and compact structure of chassis helps to ensure long life-time of the truck, without sacrificing the truck's weight or putting under question the strength of frame.

Capacity up to **3300 lbs** and ability to overcome ramps up to **4/16%** (laden/ unladen) makes the truck suitable for work in loading docks and on delivery operations.



Light

The minimized service weight of only **123 kg** makes the truck ideal to be used for delivery lorries with tail lifts platforms for goods distributions without sacrificing the transported weight.



The short body length of truck (L2=14.9 inch) is even smaller than a conventional hand pallet jack. It provides the shortest **turning radius** of **50/52.3 mm** with lifted/lowered forks and makes the truck extremely compact and ideal for use in confined spaces of retail stores, elevators or business centers.



# Smart Lithium Battery

The Edge is equipped with **maintenance-free** Lithium battery with optional different capacities for various applications; with its fast charging and opportunity charging features the Edge works as easy as a hand pallet truck without special attention to the maintenance as other electric pallet trucks.

The integrated **BMS** (Battery Management System) controls all important parameters and performance of lithium battery.



Optional different battery capacities from 20Ah to 36Ah for various applications

Light weight high quality Lithium battery for **easy replacement**.



Smart battery positioning and lock for great fixation and safety.

Socket on battery case for easy battery charging without necessity to take the battery out  
Fast and opportunity charging during brakes in operations increases working time.



# Maintenance Friendly

**Convenient** and fast access to any component of the truck, as all elements are easy to reach. No Special tools are required.

There are no hoses or pipes used in the hydraulic lifting circuit which significantly improves **reliability** and reduces the amount of potential problems related to leakages through connectors or their seals.



The truck is equipped with **Curtis** controller and **CAN-bus** technology makes the diagnostic and troubleshooting easier.

Amount of working hours shown at the tiller helps to follow the maintenance schedule.

# Various Options



Optional tandem fork rollers



Optional different fork sizes



Standard stability casters